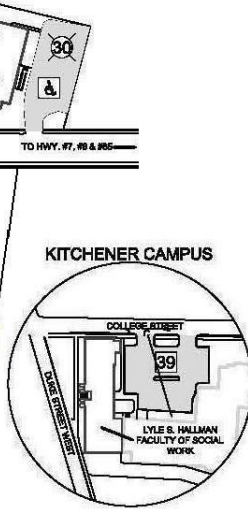
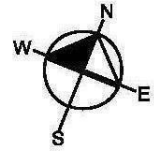
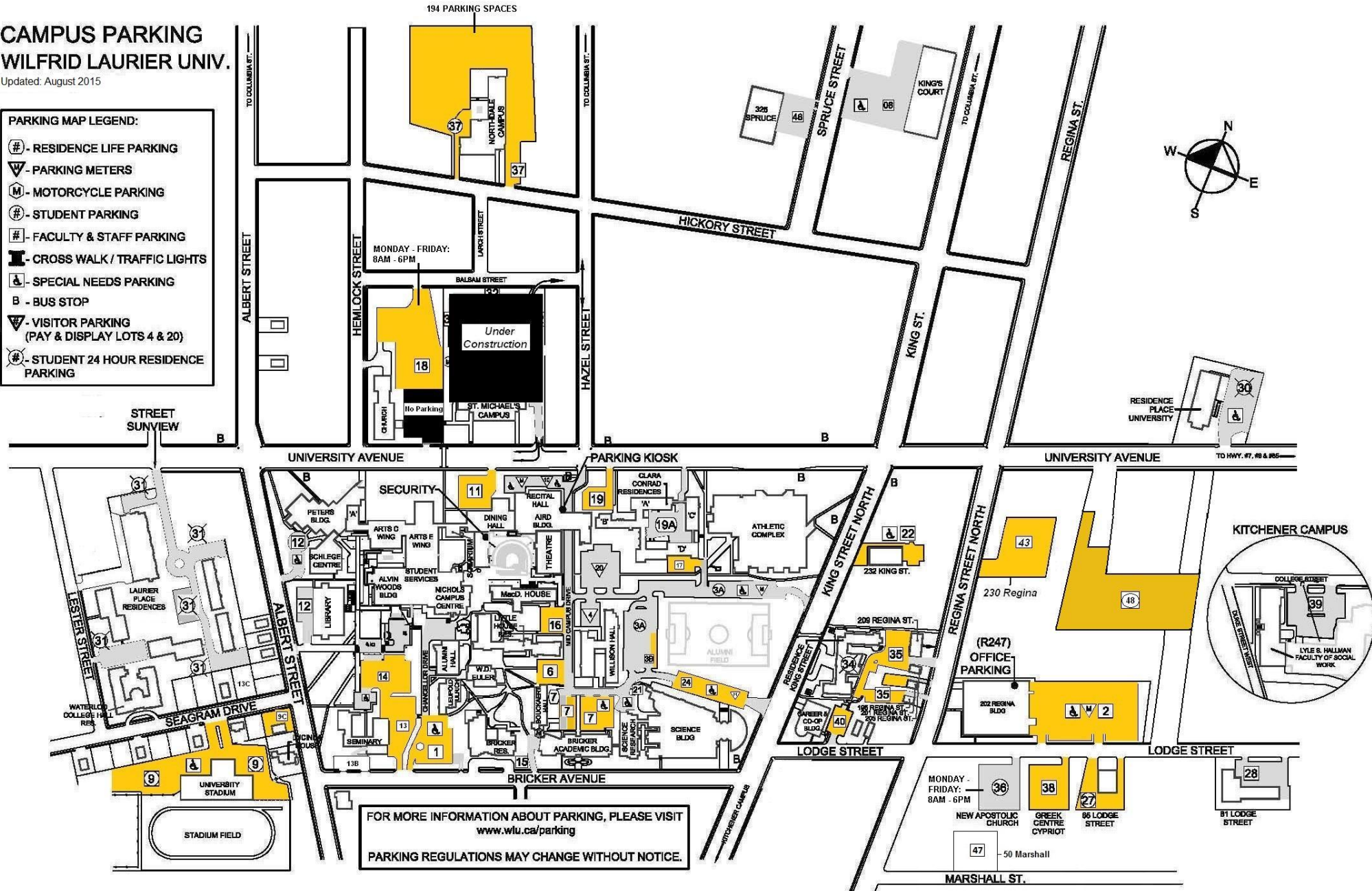


CAMPUS PARKING WILFRID LAURIER UNIV.

Updated: August 2015

PARKING MAP LEGEND:

- RESIDENCE LIFE PARKING
- PARKING METERS
- MOTORCYCLE PARKING
- STUDENT PARKING
- FACULTY & STAFF PARKING
- CROSS WALK / TRAFFIC LIGHTS
- SPECIAL NEEDS PARKING
- BUS STOP
- VISITOR PARKING
(PAY & DISPLAY LOTS 4 & 20)
- STUDENT 24 HOUR RESIDENCE PARKING



FOR MORE INFORMATION ABOUT PARKING, PLEASE VISIT
www.wlu.ca/parking
PARKING REGULATIONS MAY CHANGE WITHOUT NOTICE.

MONDAY - FRIDAY:
8AM - 6PM

36 NEW APOSTOLIC CHURCH
38 GREEK CENTRE CYPRIOT
27 86 LODGE STREET

47 - 50 Marshall
MARSHALL ST.

STREET SUNVIEW

WATERLOO COLLEGE HALL
SEAGRAM DRIVE

UNIVERSITY STADIUM
STADIUM FIELD

194 PARKING SPACES

MONDAY - FRIDAY:
8AM - 6PM

Under Construction

KITCHENER CAMPUS

LYLE S. HALLMAN
FACULTY OF SOCIAL WORK

MONDAY - FRIDAY:
8AM - 6PM

MARSHALL ST.